

Mukwonago Community Library  
511 Division St.  
Mukwonago, WI 53149  
262-363-6411



**Design&Creation**

# Ukulele

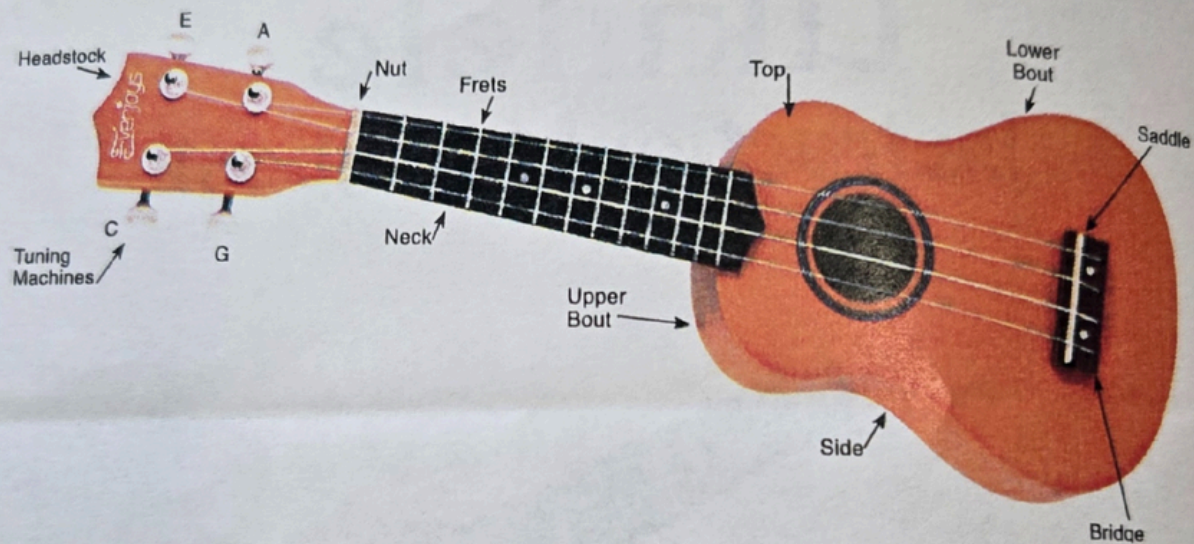
## Instruction&Songbook





# LET'S GET STARTED

## The Ukulele



## How to Tune a Ukulele

- You can use a piano or other instrument
- Download an app to your iPhone or Android phone i.e. Kala Ukulele app
- Use your PC to locate an online digital tuner



## Tuning Your Ukulele By Ear

If a tuner is not available, it can be tuned by ear. Tune the first string to "E", as best you can. You can use a pitch pipe, piano or other instrument for reference. Tune each string as shown below [See Figure 1].

### Standard ukulele tuning

4th string = G  
3rd string = C  
2nd string = E  
1st string = A

Press and hold the 5th fret of the 2nd string and tune to equal the pitch of the first string by turning the 2nd string tuning peg clockwise to raise the pitch or counter-clockwise to lower [See Figure 2].

Repeat the above process for strings 3 & 4 — the 4th fret of the 3rd string should be equal to the pitch of the 2nd open string; the 2nd fret of the 4th string should be equal to the open 1st string.




Figure 1

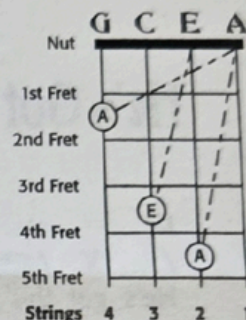


Figure 2

## How To Play Your Ukulele

Place your left hand on the fretboard. Use the index finger for fret #1, middle finger for fret #2, ring finger for fret #3, and pinky for fret #4. Follow the fretboard diagrams throughout this book to form chords.

### Strum PatternS

A Downward strum (designated in song notation as "/") is produced by beginning with the fourth string (closest to the player) and strumming all four strings with the right hand in a downward (toward the floor) motion.



Use your index finger or a pick for best results.

An Upward Strum ("V") is produced beginning at the first string and strumming upward over the soundhole.





# Row, Row, Row Your Boat

**C**  
 / / / V /  
 Row Row Row your boat,  
 / V / V / /  
 Gently down the stream,  
 /V/ /V/ /V/ /V/  
 Merrily, merrily, merrily, merrily,  
**G7** **C**  
 / V / V / /  
 Life is but a dream




# He's Got The Whole World In His Hands

**G**  
 / V / // /V/ /V / /  
 He's got the whole world - in his hands  
**D7**  
 / V / // /V/ /V / /  
 He's got the whole world - in his hands  
**G**  
 / V / // /V/ /V / /  
 He's got the whole world - in his hands  
**D7** **G**  
 / V / // /V/ /V / /V/  
 He's got the whole world - in his hands







## Are You Sleeping

**F**

/ / / V / / / / V / / / / V / / / V /

Are you sleeping, are you sleeping, brother John, brother John,

/ V / V / / / V / V / /

Morning bells are ringing, morning bells are ringing

**C7**

**F**

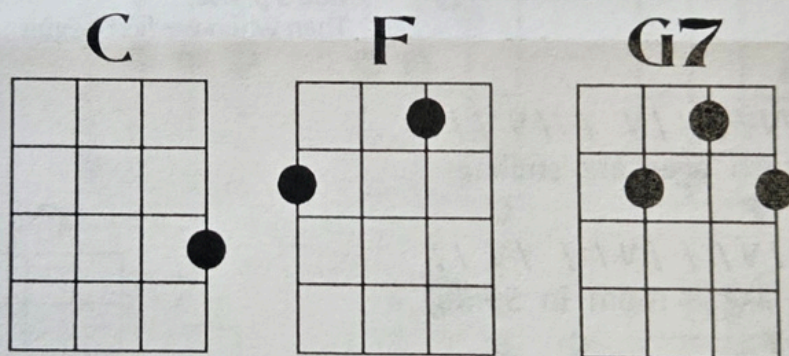
**C7**

**F**

/ / / / / / / /

Ding, Dong, Ding

Ding, Dong, Ding



## Twinkle, Twinkle Little Star

**C**

**F**

**C**

**G7**

**C**

**G7**

**C**

/ / / / / / / / / / / / / /

Twinkle, twinkle lit-tle star, how I wonder what you are

**G7**

**C**

**G7**

**C**

**G7**

**C**

**G7**

/ / / / / / / / / / / / / /

Up a-bove the world so high, like a diamond in the sky,

**C**

**F**

**C**

**G7**

**C**

**G7**

**C**

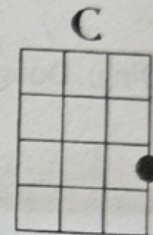
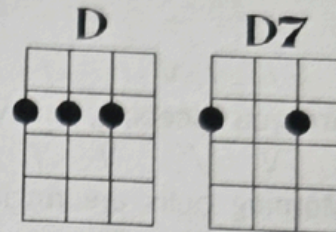

/ / / / / / / / / / / / / /

Twinkle, twinkle lit-tle star, how I wonder what you are






# Amazing Grace

**G** **G7** **C** **G**  
 / / V / / V / / / / V / / /  
 A-ma-zing Grace! How sweet the sound  
**D** **D7**  
 / / V / / V / / / / V / / V /  
 That saved a wretch like me!  
**G** **G7** **C** **G**  
 / V / / V / / / / V / /  
 I once was lost, but now I am found  
**D7** **G**  
 / / V / / V / / / / V /  
 Was blind but, now I see






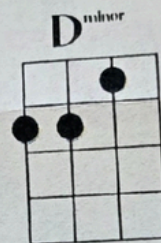
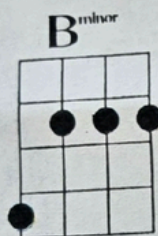







2ND VERSE:  
 When we've been there ten  
 thousand years,  
 Bright shining as the sun!  
 We've no less days to sing  
 God's praise,  
 Than when we first begun

**C**  
 / / V / / V / / V / /  
 When Ir-ish eyes are smiling  
**F** **C**  
 / / V / / V / / V / /  
 Sure its like a morn in Spring  
**F** **C**  
 / / V / / V / / V / /  
 In the lilt of Ir-ish laughter  
**A7** **D7** **G7**  
 / / V / / V / / V / /  
 You can hear the angels sing  
**G7** **C**  
 / / V / / V / / V / /  
 When I-rish hearts are happy  
**F** **C**  
 / / V / / V / / V / /  
 All the world seems bright and gay  
**F** **C**  
 / / V / / V / / V / /  
 And when Ir-ish eyes are smiling  
**A7** **D7** **G7** **C**  
 / / V / / V / / V / /  
 Sure they steal your heart a - way





# Ukulele Chord Charts



**Everjoys** music  
Design & Creation