MAGFORMERS®

Intelligent Magnetic Construction Set For Brain Development

MAGFORMERS MODEL BOOKLET

MAGFORMERS LLC

Magformers is a 3D educational magnetic toy that includes pieces with 360° rotating magnets inside, so they always rotate to their attraction position ensuring the perfect connection and fit every time. With Magformers, children can naturally understand the underlying geometry of 2D shapes and 3D figures. Also, children can develop mathematical and creative sensibility while building whatever they can imagine.

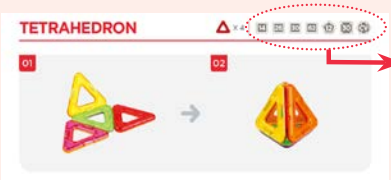

The list above shows the sets needed to make the model. Please refer to the list next to each model when assembling.

PENTAGONS 12

x 12
Pentagon

12

SUPER MAGFORMERS SET

X 12
Super Triangle

X 18
Super Square

30

CARNIVAL SET

x 12
Triangle

x 22
Square

x 2
Hexagon

x 1
Girl square

x 1
Boy square

x 2
Y shape supporter

x 2
Hexagon supporter

x 2
Fixing Wheel

x 1
Carnival base

x 1
Axis

CV

MAGFORMERS 14

x 8 Triangle

x 6 Square

14

MAGFORMERS 26

x 8 Triangle

x 18 Square

26

MAGFORMERS 30

x 12 Triangle

x 18 Square

30

MAGFORMERS 50

x 26 Triangle

x 24 Square

50

MAGFORMERS 62

x 20 Triangle

x 30 Square

x 12 Pentagon

62

TETRAHEDRON

X 4 | 14 26 30 50 62

01

02

CUBE

X 6 | 14 26 30 50 62

01

02

OCTAHEDRON

X 8 | 14 26 30 50 62

01

02

CUBOCTAHEDRON

X 8 X 6 | 14 26 30 50 62 CV

01

02

HOURGLASS

X 4 X 6 | 14 26 30 50 62 CV

01



02

FISH

X 6 X 6 | 14 26 30 50 62 CV

01

02

RHOMBICUBOCTAHEDRON

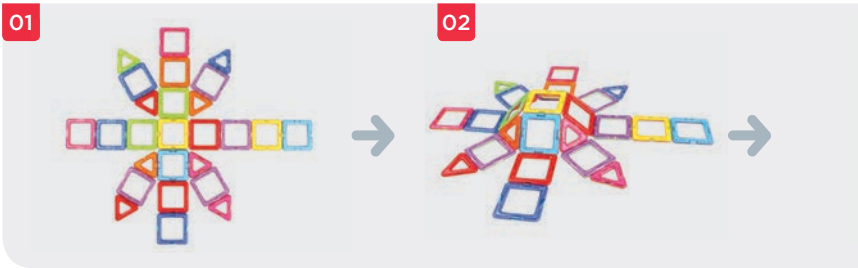

HEXAGONAL PRISM

ROCKET 1

X 8 X 18 | 26 30 50 62



X 12 X 18 | 30 50 62



X 12 X 17 | 30 50 62



PLANET

01

02

SMALL STAR

01

02

HEART

01

02

X 12 X 12 | 30 50 62



X 8 X 14 | 26 30 50 62



X 12 X 18 | 30 50 62

MICROPHONE

01

02

HOUSE

01



02

BUILDING 1

01

02

X 10 X 12 | 30 50 62 CV



X 12 X 18 | 30 50 62 CV

X 12 X 18 | 30 50 62 CV

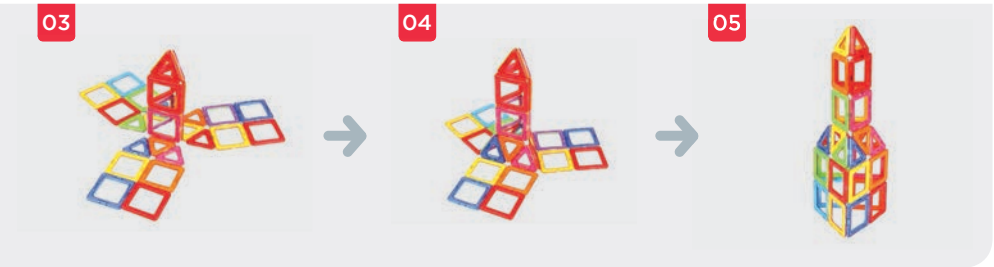

ICOSAHEDRON

01

02

UFO

01

02

BUILDING 2

01

02

X 20 | 50 | 62



X 20 X 18 | 50 | 62



X 20 X 24 | 50 | 62

DODECAHEDRON

01

02

ICOSIDODECAHEDRON

01

02

STAR

01

02



X 12 | 62 | 12

X 20 X 12 | 62



X 10 X 15 X 2 | 62



CASTLE

BUTTERFLY

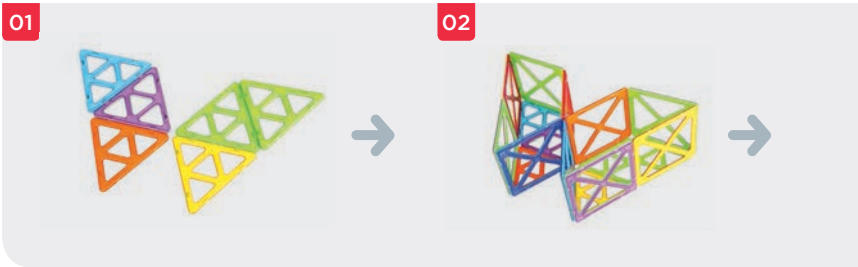

ROCKET 2

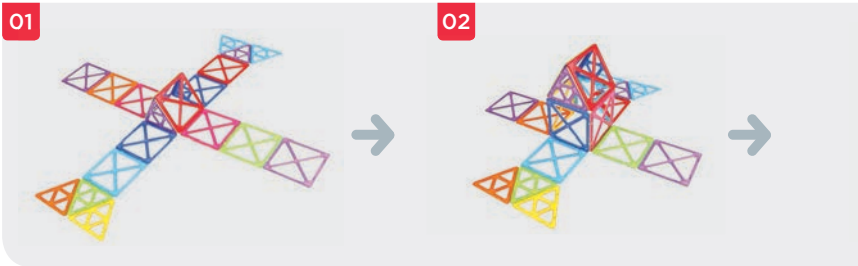

X 12 X 15 30



X 12 X 12 30



X 12 X 16 30



How to Assemble Carnival Accessories

The Axis Assembly

There is a long side and a short side that are connected to the Axis of the Hexagon Supporter. Attach to the Axis with the long side outward and the short side inward.
Assemble according to the image below.

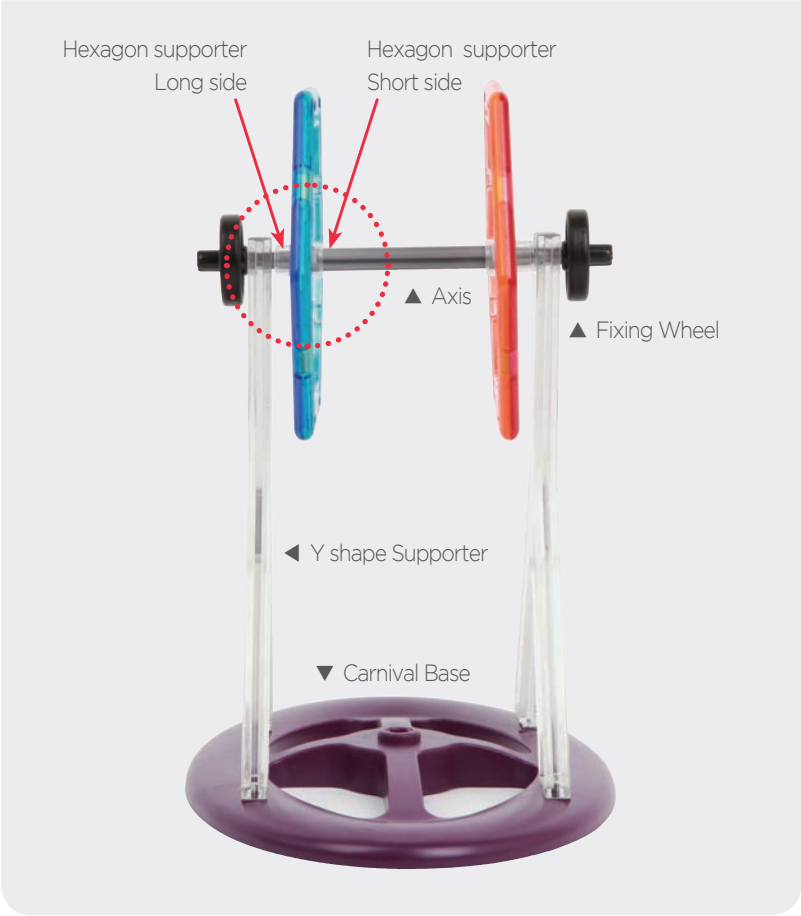

Push the Axis in while turning it toward the short side of the Hexagon Supporter until you feel the square hole of the Axis catch the inside of the Hexagon Supporter.



Firmly press the Fixing Wheel into position 'a' shown above until it connects with a "click" sound.



Please make sure the Fixing Wheel is assembled according to the picture above.

The Supporter Assembly

You can directly connect the assembled Axis to the Carnival Base, and make a rotating basket.

Have fun making a Ferris wheel and a pirate ship with a Y shape supporter.

PIRATE SHIP

01

02

FERRIS WHEEL

01

02

ROTATING BASKET

01

02

X 6 X 21 X 2 X 1 X 1 X 2 X 2 X 2 X 1 X 1



X 12 X 22 X 2 X 1 X 1 X 2 X 2 X 2 X 1 X 1



X 12 X 13 X 2 X 1 X 1 X 2 X 2 X 1 X 1



US Patent No. 7,154,363,B2

©2014 MAGFORMERS® LLC. All rights reserved. MAGFORMERS® is a registered trademark of MAGFORMERS® LLC.

Please retain this information for future reference. Please remove all packaging before entrusted to a child.

MAGFORMERS LLC

417 Forest Ave.
Plymouth, MI 48170
Ph. 1-734-667-1673
Fx. 1-888-408-9069

E-Mail: info@magformers.com
facebook.com/magformersllc

This book is a work protected by copyright, thus, any unauthorized copying or reproduction of the content is strictly prohibited. In order to use any or all content, you must receive the consent of MAGFORMERS LLC, the copyright holder and owner of its publication rights.