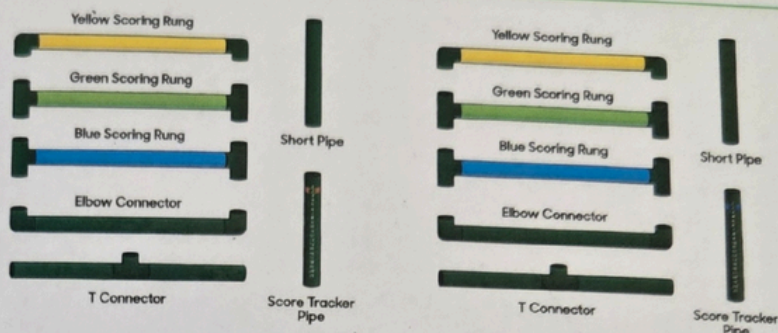


Ladder Toss Game Rules

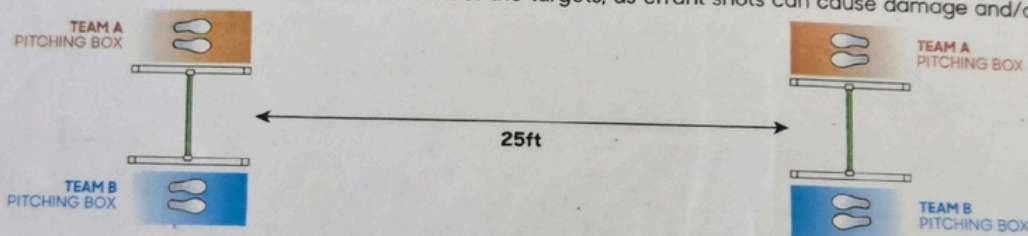
Includes:

- (4) "T" Connectors
- (4) "Elbow" Connectors
- (10) Short Pipes
- (2) Score Tracker Pipes
- (2) Yellow Scoring Rungs
- (2) Green Scoring Rungs
- (2) Blue Scoring Rungs
- (6) Bolos
- Carrying Bag



Game Setup:

Once your 2 Ladder Toss Targets are assembled (see reverse for instructions), find a nice flat open space and place them 25ft (10 paces) from each other. Beginners or younger players may place targets closer. Make sure surroundings are free from non-playing persons or structures to the sides or back of the targets, as errant shots can cause damage and/or bodily harm.



Playing The Game:

Play is between 2 teams. One player from each team will stand next to the ladder when it is their turn to toss. DO NOT stand next to the ladder when the opposing team is tossing towards you.

Decide who will go first, then alternate turns throwing with your opponent. You throw one bolo, then your opponent, then you, then your opponent, etc. When all 3 bolos from each team has been tossed to the other side, add up the scores (see scoring below). If you earned the most points in that single round, your partner will throw first in the next round.

Scoring:

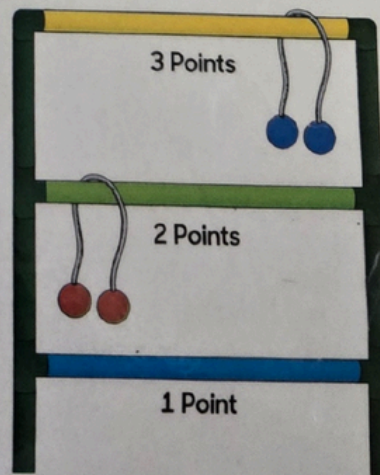
Points are scored when a tossed bolo hits and stays wrapped around one of the 3 colored rungs.

- 3 Points - Top Rung (Yellow)
- 2 Points - Middle Rung (Green)
- 1 Point - Bottom Rung (Blue)

Add up how many points you earned and compare your score to your opponents. Each team's points cancel each other out so that only one team can score per round.

For example, if you scored 5 points and your opponent scored 3, you will add 2 points to your overall score and your team will throw first in the next round. If you scored 6 points and your opponent scored 6 as well, there will be no points awarded and whoever threw first in the last round will throw first again.

A game is won when a team reaches 21 points with a lead of 2 or more points.



Assembly Instructions:

At GoSports, we pre-assembled as many parts as possible to make the game's setup easy. In the box, there are PVC tubes and connectors to assemble 2 targets: The First Target will have "Score Tracking Pipes" but not on the second one.

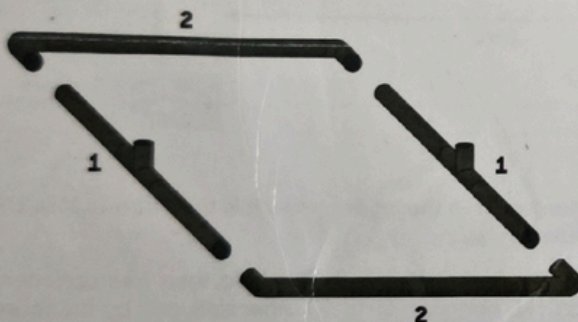
First Target Setup:

- 1: First lay out two "T Connectors" on left and right
- 2: Next lay out two "Elbow Connectors" on top and bottom
- 3: Connect all four pieces into a square as shown, with the "T Connectors" facing up
- 4: Now find two Short Pipes and attach to the "T Connectors" so they are standing straight up
- 5: Attach Blue Scoring Rung
- 6: Connect two more Short Pipes
- 7: Attach Green Scoring Rung
- 8: Connect two Score Tracking Pipes between the Green and Yellow Rungs (We find it easiest if the score for both teams are kept on one target, so insert both scoring pipes on the First Target)
- 9: Finally, place the Yellow Scoring Rung on top to complete the target


Second Target Setup:

Repeat the same steps as the first. *Except the Second Target does not have "Score Tracker Pipes", so use the plain black pipes to complete the Second Target.

Base Setup (Steps 1-3)



Rung Setup (Steps 4-9)



When taking apart the set after playing, keep in mind that the connectors are glued onto the pipes to make assembly faster. Only the short white pipes should come free from the connectors.

Customer Service:

If you have any questions or concerns regarding your GoSports® Ladder Toss Set, please reach out to us at info@pandpimports.com and we will get back to you right away. We 100% stand behind our products and want to make sure you get the full enjoyment that you paid for. Enjoy!